

CIVITTA

PACKGDEPO

PILOT SUMMARY



REPUBLIC OF ESTONIA
MINISTRY OF THE ENVIRONMENT



EUROPEAN UNION



Interreg
Estonia-Latvia
European Regional Development Fund



Vides aizsardzības un
reģionālās attīstības
ministrija

CIVITTA

\ PILOT PERIOD



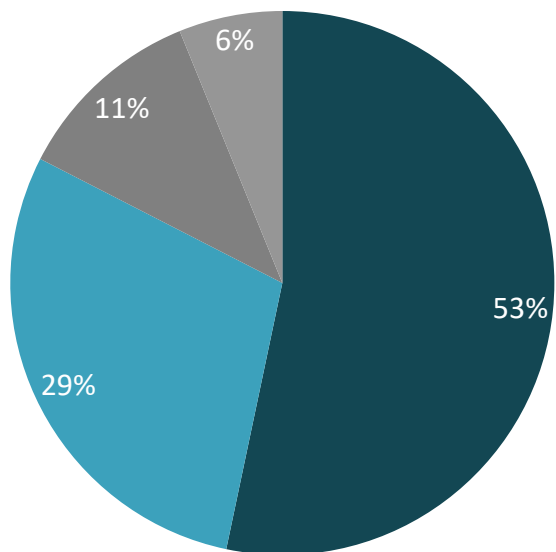
ACROSS TWO COUNTRIES, THE TOTAL OF COLLECTED PACKAGING WAS DIVIDED ALMOST EQUALLY

COLLECTED PACKAGING DURING PILOT PERIOD



LV

EE



CAN PET REFILLABLE GLASS ONE WAY GLASS

56

ACCEPTED BOTTLES
PER SESSION

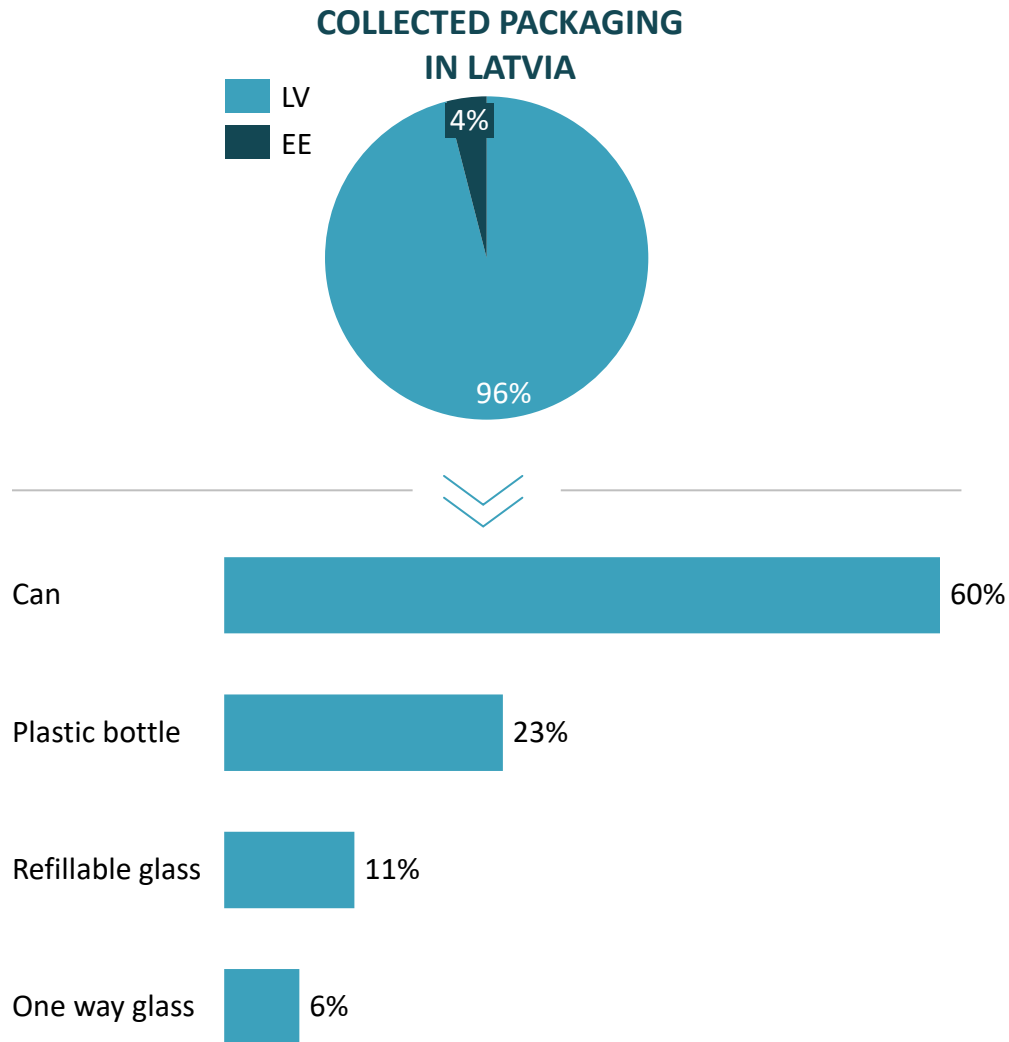
3054

SESSIONS COMPLETED
IN TOTAL

Deposit packaging collected during the pilot were **divided almost equally** between the two countries. Most popular returned packaging was can, forming more than half of all collected deposit packages. Plastic bottles formed 29%, refillable glass 11% and one way glass 6%.

During the pilot period, approximately 3054 sessions of returning the packages were done. On average, 56 bottles were accepted per session. The minimum was 1 bottle and the maximum was 788 bottles with one session.

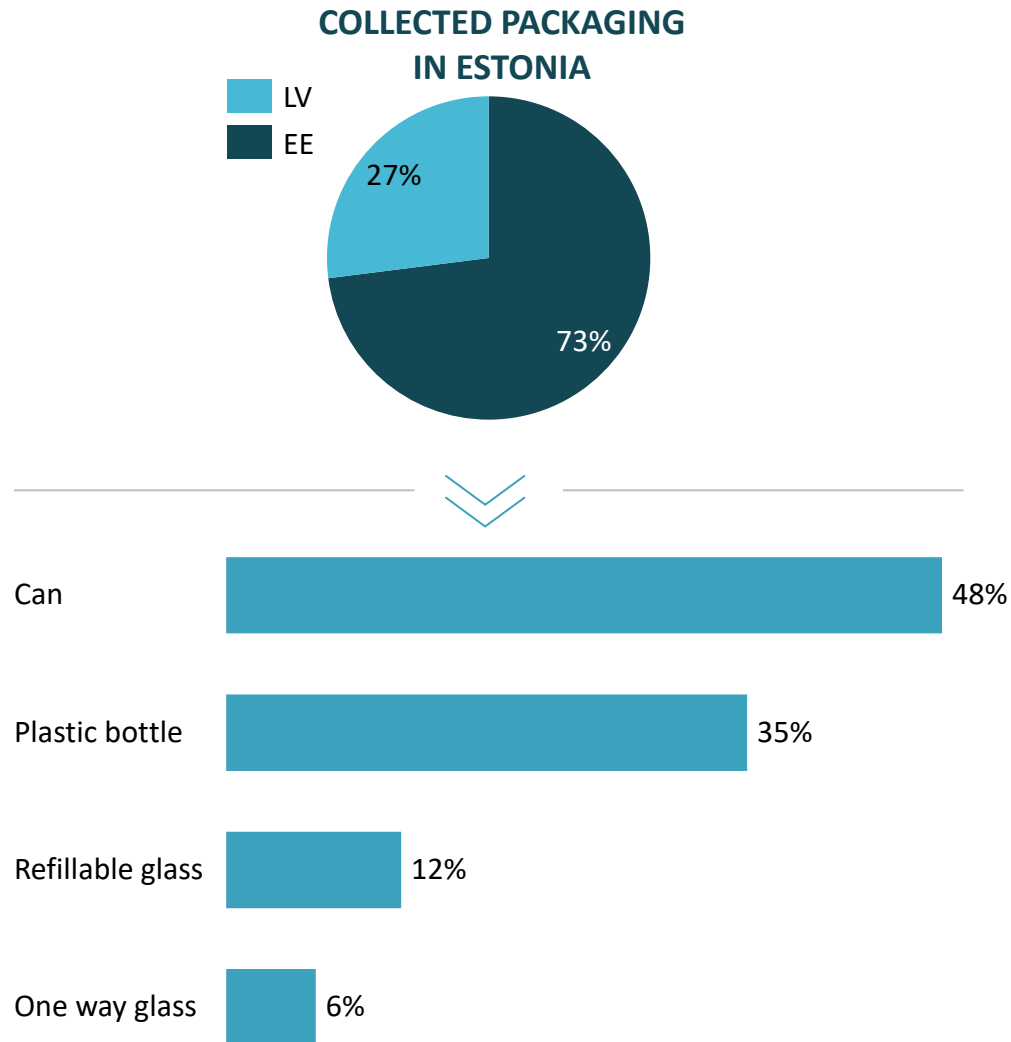
\ DURING PILOT PERIOD, ONLY 4% OF DEPOSIT PACKAGING COLLECTED IN LATVIA WAS BOUGHT FROM ESTONIA



Collected packaging in Latvia was mainly local, as 96% of all collected packaging had a Latvian tag. Only 4% was originally from Estonia.

From all collected deposit packaging during pilot period, cans formed the majority with 60%. Returned plastic bottles accounted for almost a quarter (23%), refillable glass 11% and one way glass 6%.

\ DURING PILOT PERIOD, MORE THAN A QUARTER OF RECEIVED DEPOSIT PACKAGING IN ESTONIA WAS FROM LATVIA



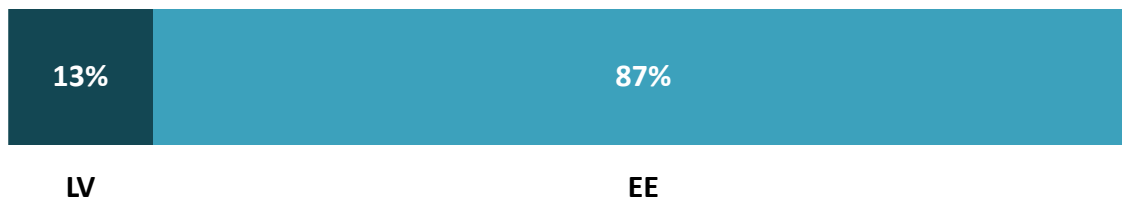
Estonia received much more Latvian deposit packaging than Latvia received Estonian packaging. More than a quarter of received deposit packaging in Estonia was originally bought in Latvia.

This might indicate, that products (and with them the packages) move more from Latvia to Estonia. One of the reasons can be the cheaper alcohol in Latvia. Products are bought in Latvia, where it's cheaper and brought to Estonia later, where it is also returned. However, excise duty on alcohol has been lowered in Estonia and cross-border trading is getting less popular.

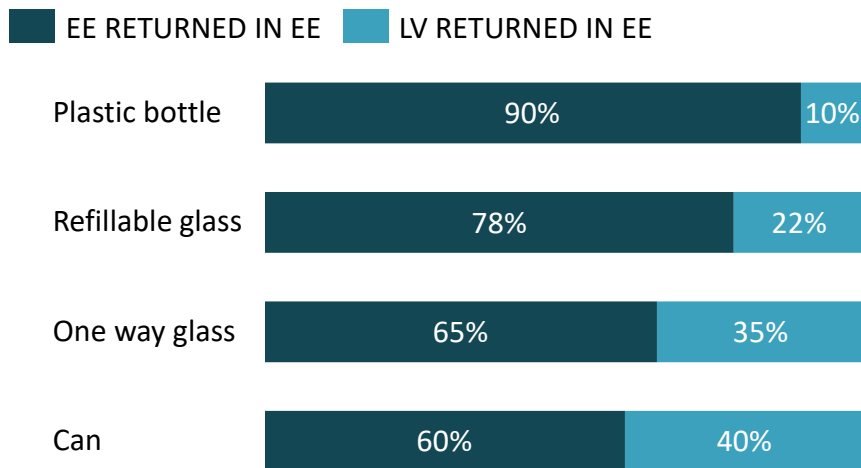
Almost half of the collected packaging were cans, with plastic bottles forming 35%. Refillable glass formed 12% and one way glass 6% of all the collected packaging.

CROSS-BORDER RETURNED PACKAGING WAS MAINLY LATVIAN CAN THAT WAS RETURNED IN ESTONIA

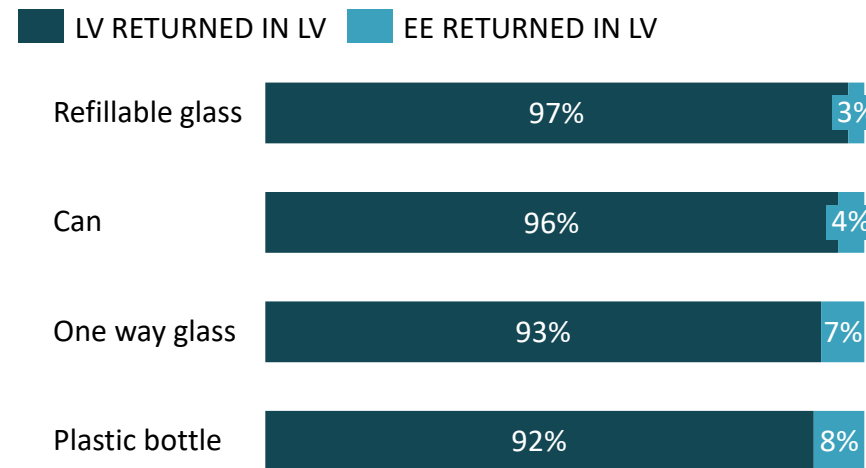
CROSS-BORDER COLLECTED DEPOSIT PACKAGING DURING PILOT PERIOD



While the amount of deposit packaging collected during the pilot period was **quite even between two countries**, the amount of deposit packaging that moved across border is significantly different. **87%** of deposit packaging that was returned cross-border, was collected in Estonia, while only **13%** was collected in Latvia.



Latvian deposit packaging collected in Estonia formed a significant amount from all the packages collected during pilot period. The most significant is collection of cans, where **40% of all collected cans in Estonia came from Latvia.**



Estonian deposit packaging collected in Latvia did not form a significant amount out of all the deposit packaging that was collected during pilot period. Latvia originated packaging formed **more than 90% in each category.**

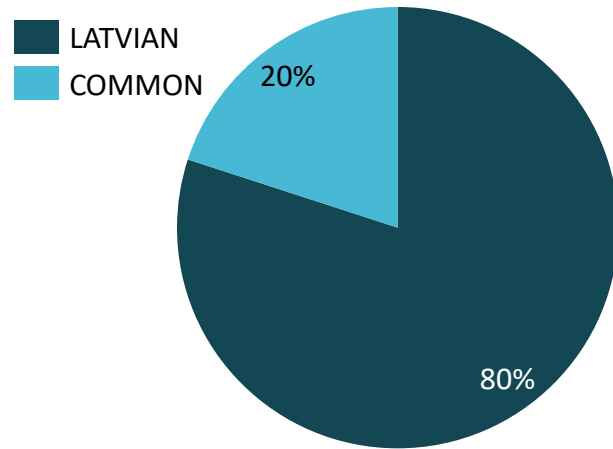
CIVITTA

\ THREE MONTH ANALYSIS

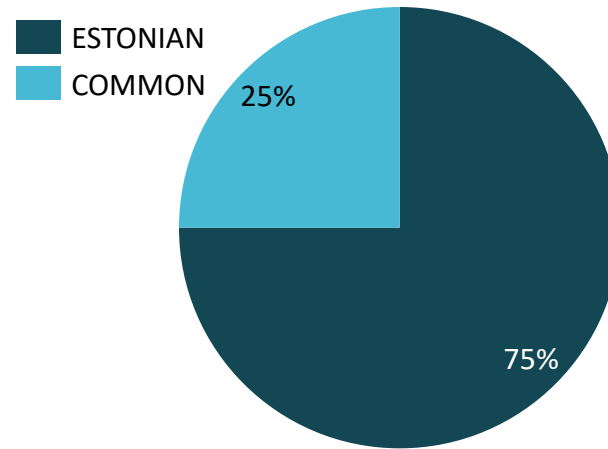


THREE MONTHS AFTER PILOT PERIOD, PACKAGING WITH COMMON BARCODE FORMED ALMOST A QUARTER OF ALL COLLECTED PACKAGES ACROSS TWO COUNTRIES

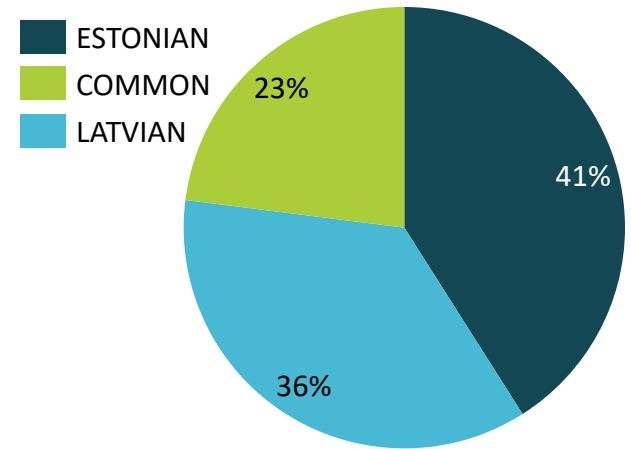
ACCEPTED IN LATVIA



ACCEPTED IN ESTONIA



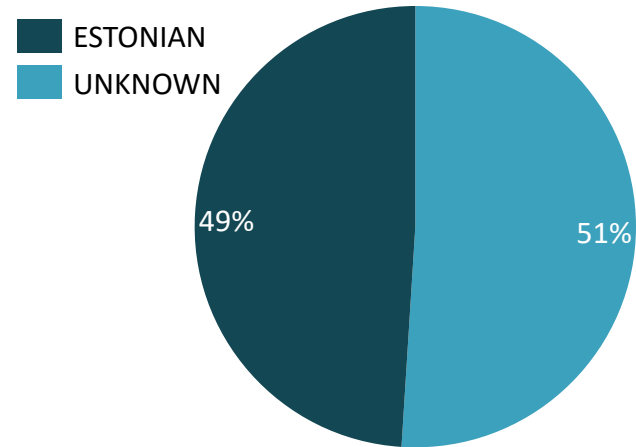
ALL ACCEPTED DEPOSIT PACKAGING



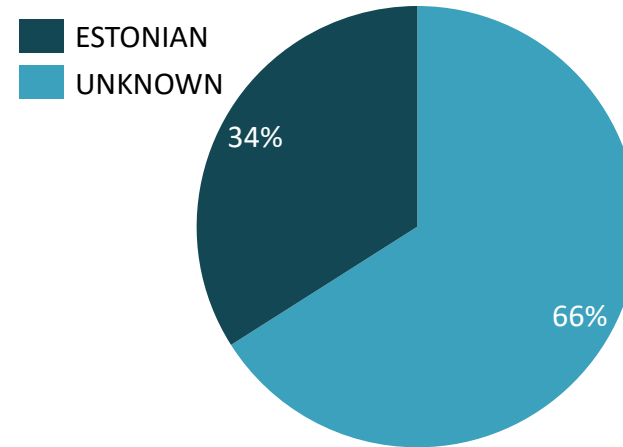
Data collected for three months after pilot period shows that deposit packaging with common barcode was returned to Latvia and Estonia quite similarly, 20% and 25% accordingly. From all the accepted packaging, ones with common barcode formed approximately 23%. From all accepted packaging, Estonian deposit packaging had the biggest share with 41%, while Latvian deposit packaging formed 36%.

ESTONIAN NON-RETURNABLE PACKAGING ACCOUNTED FOR ALMOST HALF OF REJECTED PACKAGING IN LATVIA

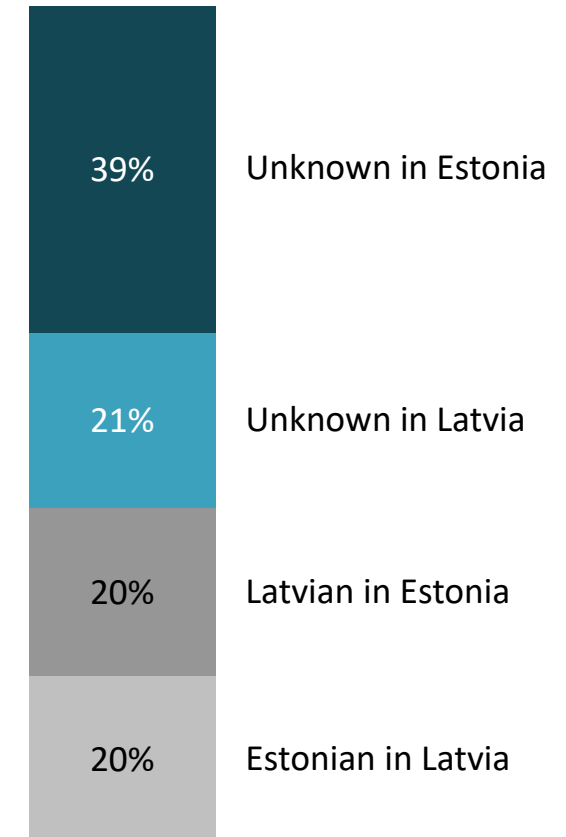
REJECTED IN LATVIA



REJECTED IN ESTONIA



PACKAGE ORIGIN COUNTRY AND COUNTRY THAT IT WAS COLLECTED IN



From all the deposit packaging that was collected for three months after pilot period, **approximately 3% was rejected**. Main reason (60%) for rejection was unknown packaging, which means for example old packages that are not accepted anymore, packages that are damaged etc.

Other 40% that was rejected originated from the neighbor country but did not have the common barcode. While rejected packaging from neighboring countries accounted for an equal share of all rejected packaging, packaging from Estonia accounted for almost half (49%) of rejected packaging in Latvia. At the same time in Estonia, Latvian non-returnable packaging accounted for 34% from all rejected packaging

CIVITTA International
info@civitta.com
www.civitta.com



CIVITTA Estonia
info.ee@civitta.com
+372 646 448 8
www.civitta.ee

CIVITTA Latvia
Info.lv@civitta.com
+371 277 055 85
www.civitta.lv

CIVITTA Lithuania
info.lt@civitta.com
+370 685 266 80
www.civitta.lt

CIVITTA Finland
Info.fi@civitta.com
+358 505 261 694
www.civitta.fi

CIVITTA Denmark
Info.dk@civitta.com
+452 762 80 83
www.civitta.com

CIVITTA Poland
Info.pl@civitta.com
+48 690 001 286
www.civitta.pl

CIVITTA Ukraine
Info.ua@civitta.com
+380 442 270 140
www.civitta.com.ua

CIVITTA Slovakia
info.sk@civitta.com
+421 901 700 574
www.civitta.sk

CIVITTA Armenia
info.am@civitta.com
+3 741 054 6434
www.civitta.am

CIVITTA Romania
Info.ro@civitta.com
+403 180 535 88
www.civitta.ro

CIVITTA Moldova
Info.md@civitta.com
+373 797 550 99
www.civitta.md

CIVITTA Sweden
Info.se@civitta.com
+372 646 448 8
www.civitta.se

CIVITTA Belarus
Info.by@civitta.com
+375 296 018 517
www.civitta.by

CIVITTA Serbia
Info.rs@civitta.com
+381 11 2435 489
www.civitta.rs

CIVITTA Bulgaria
Info.bg@civitta.com
+359 884 076 576
www.civitta.bg

CIVITTA North Macedonia
info.mk@civitta.com
+389 71 391 957
www.civitta.com

CIVITTA Kosovo
info.ks@civitta.com
+383 493 380 55
www.civitta.com

CIVITTA Georgia
info.ge@civitta.com
www.civitta.com